



## The Involvement of Development NGOs from Visegrad Countries in the Financial Instruments of the European Commission

Within the Current Financial Perspective 2007–2013, Specifically during the Years 2007–2010 and Heading 4: EU as a Global Player

FoRS – Czech Forum for Development Cooperation



Prague, 2011

Written by Marie Zázvorková.

Acknowledgements for comments to Grupa Zagranica (Poland), Hungarian Association of NGOs for Development and Humanitarian Aid (HAND) and Slovak NGDO Platform (MVRO).

Edited by Anthony Peachment

Graphics by Denisa Kuglerová

Printed by Com4t

Front cover: AIDS session in the village of Taninga, Mozambique. Author: Jana Miléřová, 2008.

ISBN: 978-80-904395-7-3

This briefing paper has been produced with the financial assistance of the International Visegrad Fund.

The views expressed in this brief do not necessarily reflect the opinion of the International Visegrad Fund.



# **The Involvement of Development NGOs from Visegrad Countries in the Financial Instruments of the European Commission**

FoRS 2011

## List of Acronyms

CONCORD	European NGO Confederation for Relief and Development
CSO	Civil Society Organization
DCI	Development Cooperation Instrument
DEAR	Development Education and Awareness Raising
EC	European Commission
ECHO	DG for Humanitarian Aid and Civil Protection
EDF	European Development Fund
EIDHR	European Instrument for Democracy and Human Rights
ENPI	European Neighbourhood Policy Instrument
EU	European Union
FDR	Funding for Development and Relief
FPA	Framework Partnership Agreement
IPA	Instrument for Pre-Accession Assistance
OECD/DAC	Development Co-operation Directorate of the Organization for Economic Co-operation and Development
MFA	Ministry of Foreign Affairs
NGO	Non-governmental organization
NGDO	Non-governmental development organization
NSA-LA	Non-State Actors and Local Authorities in Development
TACIS	Technical Assistance to the Commonwealth of Independent States
V4	Visegrad countries

# Table of Contents

<b>Introduction</b>	<b>1</b>
<b>Executive summary and recommendations</b>	<b>3</b>
Recommendations	5
<b>Introduction to the EC financial instruments under Heading 4</b>	<b>6</b>
<b>V4 CSOs participation in the EC financial instruments under Heading 4 – grants</b>	<b>8</b>
Number of grants	8
The amount of grants and the EC contribution	9
Sectors of intervention (according to OECD/DAC)	11
Countries and regions of implementation	12
Duration of actions	14
<b>V4 companies and their participation in EC financial instruments under Heading 4 – contracts</b>	<b>15</b>
Number of contracts	15
Amount received from the EC	15
Sectors of intervention according to OECD/DAC	16
Countries of implementation	16
Duration of actions	18
<b>The EC Humanitarian Aid</b>	<b>19</b>
<b>Conclusions</b>	<b>22</b>
<b>References</b>	<b>23</b>



# Introduction

This report was prepared in the framework of the joint Visegrad Group (V4) project “Contribution of Civil Society to the Visegrad Development Cooperation Effectiveness” to learn more about the involvement of V4 non-governmental development organizations (NGDOs) in the European Commission (EC) financial instruments under Heading 4 of the current financial perspective (more specifically 2007–2010). The results of the report shall serve to identify and represent the interests of V4 NGDOs towards the V4 and European institutions and to strengthen the capacities of V4 NGDOs to improve their involvement in the EC funding for development. Following the *raison d’être* of these organizations and their platforms, development cooperation and humanitarian aid as a part of EU external action will be the focal points.

The analysis is based on data from the official EC database.<sup>1</sup> The database is an instrumental source of information; however, it also represents certain **limitations** impeding the creation of a more complete overview of the involvement of V4 NGDOs in EC-funded projects. Firstly, only beneficiaries in the position of **leading agency**, i.e. the organization directly responsible to the EC are included in the database, not the organisations in the position of partners in projects. Secondly, the database does not provide information that would help to find out the **success rate of the grant applicants** and tackle those aspects of the project proposals which need to be improved. Thirdly, in most cases, information about **the financial instruments** which funded the grants is not available; also, only sectors of intervention according to the Development Co-operation Directorate of the Organization for Economic Co-operation and Development (OECD/DAC) are provided. Nevertheless, numerous estimates of specific financial instruments could be made.<sup>2</sup> Finally, the database only permits identification **a broader group of grant beneficiaries - civil society organizations (CSOs)** - but not the particular NGO platform members. Therefore, the more general term CSOs will be used throughout the text, considering that NGOs form its major part.<sup>3</sup> When studying the performance of V4 CSOs in EC development funding, the analysis will focus on a narrower group of members of V4 NGDO platforms: FoRS - Czech Forum for Development Co-operation, HAND - Hungarian Association of NGOs for

---

<sup>1</sup> DG Development and Cooperation – EuropeAid: <http://ec.europa.eu/europeaid/work/funding/beneficiaries/index.cfm?lang=en>, DG for Humanitarian Aid and Civil Protection: [http://ec.europa.eu/echo/funding/grants\\_contracts/agreements\\_en.htm](http://ec.europa.eu/echo/funding/grants_contracts/agreements_en.htm), [http://ec.europa.eu/echo/files/funding/grants/grants\\_2008.pdf](http://ec.europa.eu/echo/files/funding/grants/grants_2008.pdf)

<sup>2</sup> For example grants in the sector of promotion of development awareness were supposed to be funded by the thematic programme Non-State Actors and Local Authorities in Development of the Development Cooperation Instrument (DCI/NSA-LA) and projects in the TACIS or IPA region by the respective financial instruments of the same name.

<sup>3</sup> Apart from NGOs, the CSO group is also composed of universities, religious organizations, community-based organizations, foundations etc.

Development and Humanitarian Aid, Platforma MVRO – the Slovak NGDO Platform and Zagranica Group, Poland. The platforms' role is to represent their members in front of national and international institutions and make joint efforts in contributing to an improvement of development cooperation and humanitarian aid at the national, European and international level through policy, advocacy and communication work and capacity building of their members.

The constituent chapters of the report follow these areas: an introduction to EC funding in the field of development cooperation with a special emphasis on financial instruments for CSOs, the participation of V4 CSOs in the procedures for grants in the EC financial instruments under the Heading 4 of the current financial perspective (more specifically 2007-2010), the participation of V4 companies in procurement procedures for contracts and the EC funding for humanitarian interventions in the same budget heading and period. These two latter chapters were included in order to have a more complete picture of the engagement of V4 in EC external action.



## Executive summary and recommendations

- In the period 2007-2010, the EC awarded a total of **77 grants to V4 CSOs** with the major participation of Czech CSOs (40%), followed by Polish (32%), Hungarian (19%) and Slovak ones (8%).
- The **involvement of V4 CSOs and members of V4 NGO platforms** was variable **and slowly decreasing**, but the dynamic of involvement varied among the 4 countries.
- **V4 CSOs** received a total of almost **38 million EUR from the EC** with **an average of over 492 thousand EUR per grant**. Over one half of these funds were awarded to **Czech CSOs** (57%), 22% to Polish, 17% to Hungarian and 5% to Slovak ones.
- The **rate of EC funding for V4 CSOs** reached **83% per grant on average** and **84% per grant for members of V4 NGO platforms**. This percentage includes higher co-financing for state institutions (up to 100% of the total amount of a grant) and for CSOs in a specific sector of implementation (up to 90% of the total amount of a grant).<sup>4</sup>
- **V4 CSOs** implemented actions funded by the EC in **18 sectors**, focusing almost **74%** of them on the following **three sectors: promotion on development awareness, democratic participation and civil society and human rights. Members of V4 NGO platforms** carried out projects in **six sectors prioritizing the promotion of development awareness (62%)**. An estimation can be made that the DCI/NSA-LA financial instrument, which funds this latter sector, was also the most used one by V4 NGOs. More favourable co-financing conditions for CSOs from European Union (EU)-12 countries described above, based on the EC interest in supporting the raising of public awareness in development issues and support for tackling them in these countries as the first step for development cooperation in partner countries, could contribute to this.
- **Almost 43%** of all the grants awarded to **V4 CSOs** were carried out **within the EU** corresponding to the sector preference of promotion of development awareness. The **second priority region** was the **TACIS region** consisting of the New Independent States, created as a result of the break-up of the Soviet Union<sup>5</sup> and the third one **the Instrument for Pre-Accession Assistance (IPA) region**<sup>6</sup> to deliver aid to candidates and potential candidate countries of the Western Balkans and Turkey.

---

<sup>4</sup> A higher rate of EC funding (up to 90%) in Objective 2 of the DCI/NSA-LA focused on DEAR activities.

<sup>5</sup> The region of Technical Assistance to the Commonwealth of Independent States (Takis) programme included Armenia, Azerbaijan, Belarus, Georgia, Kazakhstan, Kyrgyzstan, Moldova, Mongolia, Russian Federation, Tajikistan, Turkmenistan, Ukraine and Uzbekistan. In 2007, these countries belonged under the ENPI instrument.

<sup>6</sup> The Instrument for Pre-Accession Assistance covers the Former Yugoslav Republic of Macedonia, Croatia, Turkey, Albania, Bosnia and Herzegovina, Kosovo, Montenegro and Serbia. It is under the responsibility of DG Enlargement.

- **The members of V4 NGDO platforms** implemented **two third parts of their grants in the EU region** (also corresponding to their sector preference for promotion of development awareness) and did not focus on the TACIS nor the IPA region. 3 NGOs from different V4 platforms also implemented 3 projects in Africa.
- The average duration of the projects implemented by the **V4 CSOs** was **25 months**. In the case of **the members of V4 NGDO platforms**, the average duration was **26 months**.
- **V4 entities**<sup>7</sup> were awarded a total of **180 contracts** in the period 2007–2010, which is 2.3 times more than the number of grants awarded to V4 CSOs and 4.3 times more than the number of grants awarded to V4 NGDOs. Over one half of all the contracts were awarded to Czech entities, followed by Polish (over 30%), Hungarian (over 10%) and Slovak ones (5%).
- **The total volume of contracts awarded to V4 entities in 2007-2010 reached 76.5 million EUR** that were fully covered by the EC. Although the total amount is two times higher than the amount received from the EC by V4 CSOs, the average amount per contract (**427,661 EUR**) is lower than the **average amount awarded by the EC per grant (492,489 EUR)**. The relatively low value of Czech contracts and the relatively high value of Slovak contracts might be based on their sector focus (organisation of events in the former case and nuclear power plants in the latter).
- Contracts were awarded for **a broader geographical cover** and different priority regions (the IPA and the TACIS regions) than grants. The contracts were also implemented in **a broader variety of sectors (53)** compared to grants (18), especially in the field of **nuclear power plants**.
- The **average duration of the contracts** awarded to **V4 entities** was more than two times shorter compared to grants (**10.2 months**), but with significant differences among the V4 countries.
- **4 V4 CSOs** (out of 6 in total) eligible for EC funding for humanitarian aid (all of them members of V4 NGDO platforms) were awarded a total of **17 grants** with the highest participation of Czech CSOs, followed by the Polish and Slovak ones. While most of these grants most probably received 100% from the EC, 2 grants funded from the grant facility for capacity building received 85% of the total amount of the grant from the EC.

---

<sup>7</sup> Legal (but also natural) persons, mainly private companies, but also CSOs, state institutions, local authorities etc.

## Recommendations:

### **To the V4 ministries of foreign affairs and finance:**

- To recognise the importance of capacity building of the state and non-state actors for a higher engagement of V4 countries in the EU external actions within development cooperation and humanitarian aid.
- To establish adequate co-financing schemes for CSOs with sufficient financial resources in the area of development cooperation and humanitarian aid.
- To recognise the importance of engagement in the negotiations of Heading 4: Global Europe within the multiannual financial framework 2014–2020<sup>8</sup> make efforts in joint V4 consultations and further cooperation, and to involve the V4 NGDO platforms in consulting, namely the area of development cooperation there.

### **To V4 NGDO platforms:**

- To find out additional information about the involvement of V4 NGDOs in the EC financial instruments (partnership in grants, success rate etc.)
- To strengthen the capacities of their members in order to increase their understanding of the EC financial instruments and involvement in their implementation, especially the DCI/NSA-LA, DCI/Investing in People and other DCI thematic programmes, the European Neighbourhood Policy Instrument (ENPI) and the European Instrument for Democracy and Human Rights (EIDHR):
- To inform about the calls for proposals from the EC financial instruments aimed at development cooperation according to the thematic and geographical priorities of their membership.
- To provide capacity-building opportunities for their members in preparing and managing EC- funded projects (incl. providing consultancy).
- To ensure the active engagement in the working group Funding for Development and Relief (FDR) of CONCORD – the European NGO Confederation for Relief and Development.
- To target the particular EC financial instruments to monitor and get engaged in adequate policy-making, based on a deeper discussion within the V4 NGDO platforms.
- To increase cooperation with the European NGO network VOICE for the area of humanitarian aid.

---

<sup>8</sup> In December 2011, the EC adopted budget proposals for its external instruments from 2014–2020. The package will be passed to the European Parliament and the Council and is expected to be adopted in 2012.

# Introduction to the EC financial instruments under

## Heading 4



Since the accession of V4 countries to the EU in 2004, V4 CSOs are eligible actors and can apply for financial contribution from the EC financial instruments for external assistance.

The main priorities of EC funding are established in the current financial perspective 2007–2013. The budgetary Heading 4 of this perspective, “EU as a global player”, includes financial resources for the implementation of the EC development policy in the amount of 50.01 billion EUR representing 5.7 % of the whole financial perspective (862,363 billion EUR).<sup>9</sup> The budgetary heading “EU as a global player” consists of **9 financial instruments** for the period 2007–2013: 4 geographic<sup>10</sup> and 5 horizontal (thematic)<sup>11</sup> ones. An extra-budgetary financial instrument is **the European Development Fund**, composed of voluntary contributions of member states. In addition, within the period of 2007–2013, a new financial instrument called **EU Food Facility** has been set up in the amount of 1 billion EUR.

**The EC support for NGOs** started in 1976 with the creation of the financial instrument “NGO Co-financing” consisting of an amount of 2.5 million ECU. This instrument has evolved into the current thematic program Non-State Actors and Local Authorities in Development (NSA/LA) that is part of the Development Cooperation Instrument, one of the above-mentioned 9 financial instruments, and consists of the amount of 1.6 billion EUR for the period 2007–2013. Apart from this specific instrument dedicated to CSOs, most instruments enable the participation of these actors, even though there are also some from which they cannot receive funding, such as the Instrument for Nuclear Safety.<sup>12</sup>

As for the **funding mechanisms** for EC external action, this report focuses on **grants** and **contracts**<sup>13</sup> and makes relevant comparisons. **Grants** are awarded as donations to third parties to implement actions related to the EU’s external aid programmes. Due to the specific nature of grants, they are mostly awarded to CSOs. This is reflected also in the V4 context with over 80% of all grants in the period 2007–2010 awarded to CSOs and the remaining portion to state institutions and local authorities (therefore, CSOs will be only mentioned in chapter 2 on grants). A beneficiary

---

<sup>9</sup> [http://www.consilium.europa.eu/uedocs/cms\\_Data/docs/pressdata/en/misc/87677.pdf](http://www.consilium.europa.eu/uedocs/cms_Data/docs/pressdata/en/misc/87677.pdf)

<sup>10</sup> ENPI, DCI, IPA, European Development Fund

<sup>11</sup> EIDHR, DCI/Environment and Sustainable Management of Natural Resources, DCI/NSA-LA, DCI/ Food, DCI/Migration, DCI/Investing in People, DCI/Restructuring of sugar production, EU Food Facility, Instrument for Stability

<sup>12</sup> Survey on funding of FoRS members and observers from international resources in the period 2007–2010. Final report, FoRS – Czech Forum for Development Cooperation, Prague 2011

<sup>13</sup> Another important funding mechanism of the EC is budget support as financial transfers to the national treasury of the partner country.

of a grant generally contributes to the financing of the action. On the other hand, **contracts** are concluded when the EC needs to purchase a service, supplies or works from natural or legal persons, mostly private companies.<sup>14</sup> These contractors do not normally contribute financially.

---

<sup>14</sup> For more information on grants and contracts see Practical Guide to Contract procedures for EU external actions (PRAG), chapter 6: [http://ec.europa.eu/europeaid/work/procedures/implementation/practical\\_guide/documents/2010\\_prag\\_en.pdf](http://ec.europa.eu/europeaid/work/procedures/implementation/practical_guide/documents/2010_prag_en.pdf)

# V4 CSOs participation in the EC financial instruments under Heading 4 – grants

## Number of grants

In the period 2007–2010, **V4 CSOs** were awarded **77 grants** from the EC instruments for external assistance.<sup>15</sup> Over one half of them (**42 grants**) were implemented by **members of national NGDO platforms**.<sup>16</sup> The Czech CSOs rank first with almost one half of these grants, followed by the Polish, Hungarian and Slovak ones (see figure 1<sup>17</sup>).

However, as shown in Figure 2, only a small part of members of the national NGDO platforms got involved in EC funding as leading agencies in the period analysed.<sup>18</sup>

Figure 3 shows **an overall decreasing involvement of V4 CSOs**, including **the V4 platform members**. **The dynamic of the involvement of V4 actors** however varies among the 4 countries (see figure 4 and 5). We can see an upward tendency in the Czech and Hungarian NGOs and stagnation of the Polish and Slovak ones.

Figure 1: Total number of grants of V4 CSOs 2007-2010

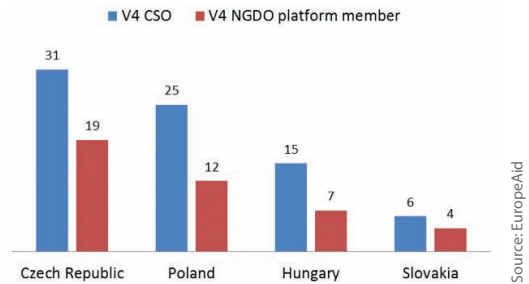


Figure 2: The involvement of V4 NGDO platform members in the EC funding 2007-2010

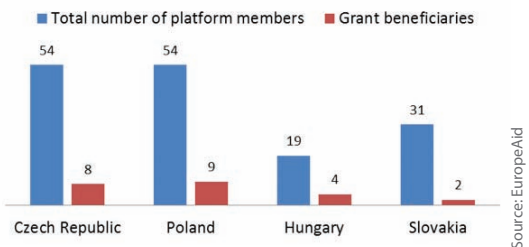
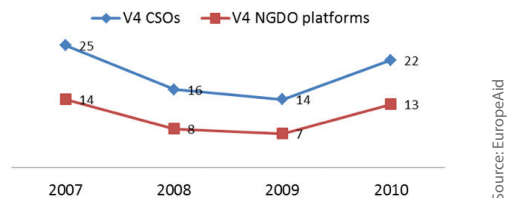


Figure 3: The dynamic of involvement of V4 CSOs (number of grants) 2007-2010



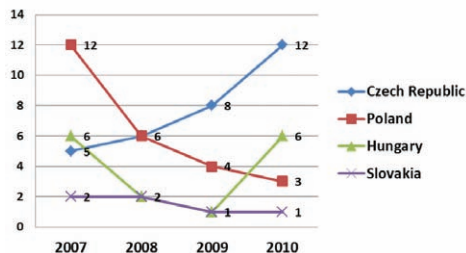
<sup>15</sup> This chapter does not include the instrument for humanitarian aid described in chapter 4.

<sup>16</sup> 2 beneficiaries of grants within 2007-2010 are no longer members of these platforms.

<sup>17</sup> All figures and tables related to grants and contracts are based on information from DG DEVCO: <http://ec.europa.eu/europeaid/work/funding/beneficiaries/index.cfm?lang=en>

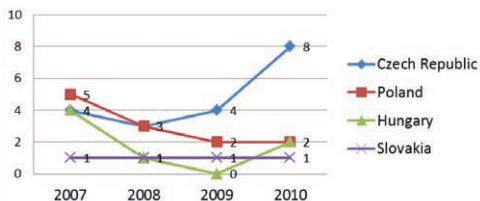
<sup>18</sup> The total number of platform members corresponds to November 2011 and includes organisations with full membership as well as observers.

Figure 4: The dynamic of involvement of V4 CSOs in EC financial instruments 2007-2010



Source: EuropeAid

Figure 5: The dynamic of involvement of V4 NGOs (platform members) in EC financial instruments 2007-2010



Source: EuropeAid

## The amount of grants and the EC contribution

The total amount of actions of V4 CSOs in the period 2007-2010 reached **44.1 million EUR** with almost **2.8 million EUR on average per year** and **573,370 EUR per project**. As for the individual countries, Czech CSOs had the highest participation rate (56%), followed by the Polish (22%), Hungarian (17%) and Slovak ones (5%). Polish CSOs received a higher total amount than the Hungarian and Slovak ones, but their average amount per grant was lower.

The total amount of grants of V4 NGO platform members represented 50% of the total amount of all grants (22,128,147 EUR). The ranking was the same as in the case of all V4 CSOs for both the total and average amount per grant (see Table 1 below).

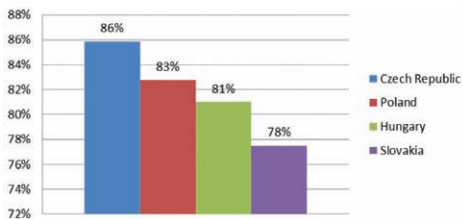
As already explained in Chapter 1, as opposed to contracts where the EC covers the full amount, a grant beneficiary generally has to provide a certain percentage of its own funds to the financing of the action. Table 1 demonstrates the amounts received by V4 CSOs and members of V4 NGO platforms from the EC, both the total amount and the average per year and per grant.

The EC contribution for the actions carried out by V4 CSOs represented on average over 83% per grant and 81% per year.<sup>19</sup> The EC average contribution per grant for members of V4 NGO platforms was a little higher (84%) and with a different ranking for the individual V4 countries (see Figures 6 and 7 below).

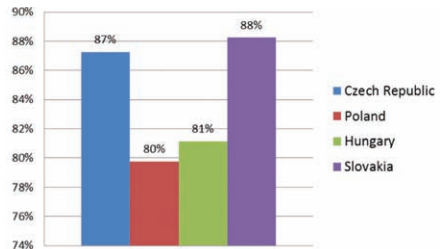
**Table 1:** The total amount of and the EC contribution in grants awarded to the V4 CSOs

2007/2010									
COUNTRY		EC CONTRIBUTION					TOTAL COST IN EURO		
		Total amount in euro	Average amount per year in euro	Average amount per project in euro	Average per year in %	Average per project in %	Total amount in euro	Average amount per year in euro	Average amount per project in euro
Czech Republic	CSOs	21.443.104	5.360.776	691.713	84,90%	85,87%	24.671.181	6.167.795	795.845
	NGDO platform	10.323.342	2.580.836	543.334	86,40%	87,26%	11.819.847	2.954.962	622.097
Poland	CSOs	8.361.381	2.090.345	334.455	83,38%	82,76%	9.753.786	2.438.447	390.151
	NGDO platform	4.690.123	1.172.531	390.844	81,18%	79,75%	5.596.436	1.399.109	466.370
Hungary	CSOs	6.402.491	1.600.623	426.833	77,00%	81,00%	7.364.241	1.841.060	490.949
	NGDO platform	2.818.624	704.656	402.661	60,44%	81,14%	3.552.509	888.127	507.501
Slovakia	CSOs	1.714.646	428.662	285.774	80,38%	77,50%	2.360.276	590.069	393.379
	NGDO platform	1.022.665	255.666	255.666	88,25%	88,25%	1.159.355	289.839	289.839
Total V4	CSOs	37.921.622	2.370.101	492.489	81,41%	83,26%	44.149.484	2.759.343	573.370
	NGDO platform	18.854.754	1.178.422	448.923	79,07%	84,19%	22.128.147	1.383.009	526.861

Source: EuropeAid

**Figure 6:** Average EC contribution per V4 CSO grant 2007-2010

Source: EuropeAid

**Figure 7:** Average EC contribution for V4 NGDO platform members per grant 2007-2010

Source: EuropeAid

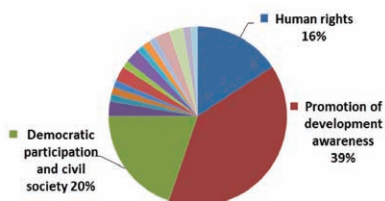
<sup>19</sup> In the above-mentioned DCI/NSA-LA programme, especially aimed at CSOs, the EC usually provides grants at a maximum of 75% of total eligible costs of a project. In some specific calls for proposals under this programme, the EC imposes different eligibility criteria that reflect the EU-12 conditions in capacity and experience of CSOs from EU-12. The EC also puts emphasis on promotion of development education and awareness raising on development issues (DEAR) actions considering that gaining public support for development cooperation could represent the first step before carrying out projects to tackle development issues in partner countries. For example <https://webgate.ec.europa.eu/europeaid/online-services/index.cfm?ADSSChck=1323636433434&-do=publi.detPUB&searchtype=AS&Pg=7573847&aoet=36537%2C36538&ccnt=7573876&debpub=&orderby=upd&orderbyad=Desc&nbPubliList=15&page=2&aoref=131141In> addition, in some cases, V4 state institutions as grant beneficiaries received up to 100% of the grant amount from the EC.



## Sectors of intervention (according to OECD/DAC)

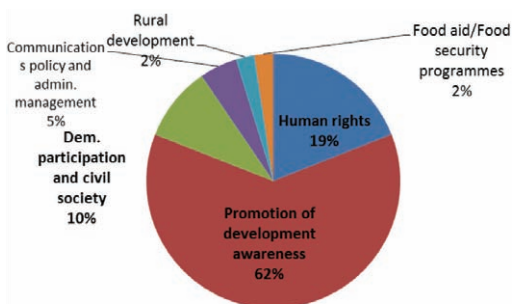
**V4 CSOs** implemented actions funded by the EC in **18 sectors**. Almost three-quarters of the projects (74%) focused on **three sectors: promotion of development awareness** (30 projects), **democratic participation and civil society** (15 projects) and **human rights** (12 projects) (see figure 8). The remaining 25% actions (1 or 2 projects) focused on a variety of fields such as culture and leisure, higher education, environment and communication policy, public sector policy, tourism policy and administrative management or rural development.

Figure 8: Sectors of intervention of V4 CSOs 2007-2010



Source: EuropeAid

Figure 9: Sectors of intervention V4 NGO platforms members 2007-2010

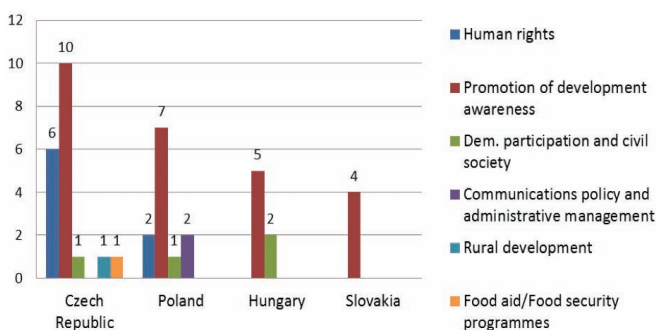


Source: EuropeAid

**The V4 NGOs, members of national platforms**, implemented grants funded by the EC in only **6 sectors, prioritizing the promotion of development awareness** (62%, 26 projects), followed by human rights (19%, 8 projects) (see Figure 9). Supposing that actions in promotion of development awareness are funded by the financial instrument DCI/NSA-LA, it can be seen that V4 NGOs focused on this instrument and did not take sufficient advantage of the existing range of financial instruments of the EC. This high preference of promotion of development awareness could be encouraged by the preferential co-financing conditions for grant applicants from EU-12 explained above and also, in the case of Czech and also increasingly Slovak NGOs, by the trilateral cooperation programmes in the respective countries. However, the official data does not permit confirmation that grants in the human rights sector were funded by the DCI (Objective 1 for actions in partner countries), the EIHDR or other financial instruments.

As regards the **sector preferences of the individual V4 countries**, Figure 10 shows that the Czech and Polish NGOs implemented their projects in a greater variety of sectors (5 and 4 resp.), while the Hungarian ones only in 2 and the Slovak ones only in 1. NGOs from all V4 countries carried out actions in the sector of promotion of development awareness, all except from Slovakia also in the democratic participation and civil society sector. The human rights sector was the second priority for Czech NGOs (see Figure 10).

Figure 10: Sectors of implementation of V4 NGO platform members (number of grants) 2007-2010



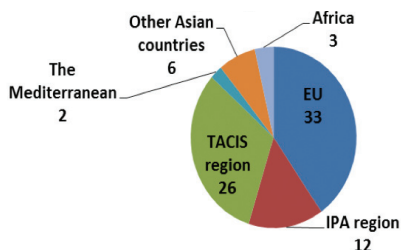
Source: EuropeAid

## Countries and regions of implementation

**Almost 43% of all grants** awarded to **V4 CSOs** were carried out **within the EU**. A part of them was at the same time aimed at another non-EU region in the sector of promotion of development awareness (Africa, India). The second priority for V4 CSOs was the **TACIS region** and the third one was **the IPA region** (see figure 11). The most prioritized (non-EU) **individual country** was Russia with 6 actions, followed by Belarus with 5 actions. 3 and less projects were carried out in other countries.<sup>20</sup>

It is also obvious that the continent with the highest concentration of Least Developed Countries – **Africa** – is represented by only 3 projects led by V4 CSOs, one of which was com-

Figure 11: Regions of intervention of V4 CSOs (number of grants) 2007-2010



Source: EuropeAid

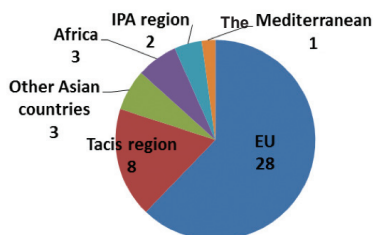
pletely targeted to Ethiopia in the human rights area and the other 2 projects in promotion of development awareness were carried out within the EU in cooperation with partners from Tanzania and Kenya.

The regional performance of **V4 NGDOs, members of national platforms**, was different. They implemented **two thirds**

of their grants **within the EU region** (see Figure 12) in the field of promotion of development awareness. Neither the Tacis nor the IPA regions were priority regions to the NGDOs. With a half of all grants, these NGDOs also carried out their actions in a narrower range of countries (out of the EU) without any specific priority. The highest number of actions (3) were implemented in Belarus, 1 or 2 in other countries.<sup>21</sup> It is worth highlighting that it was exactly members of 3 V4 NGDO platforms (CZ, Poland and Slovakia) that led a EU funded action in an African country (each one 1 action) mentioned above.

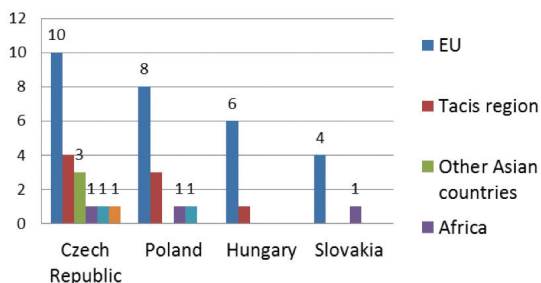
As for the **individual V4 countries**, the Czech and Polish NGDOs focused on a higher number of regions (6 and 4 resp.), while the Hungarian in 2 and Slovak only in the EU (in cooperation with African partners). For all of them, the EU was the priority (according to their sector priority of promotion of development awareness), especially for the Slovak NGDOs (100%) and Hungarian ones (86%) (see figure 13).

Figure 12: Regions of implementation of actions of V4 NGDO platforms members (number of grants) 2007-2010



Source: EuropeAid

Figure 13: Regions of implementation by V4 NGDOs (number of actions) 2007-2010



Source: EuropeAid

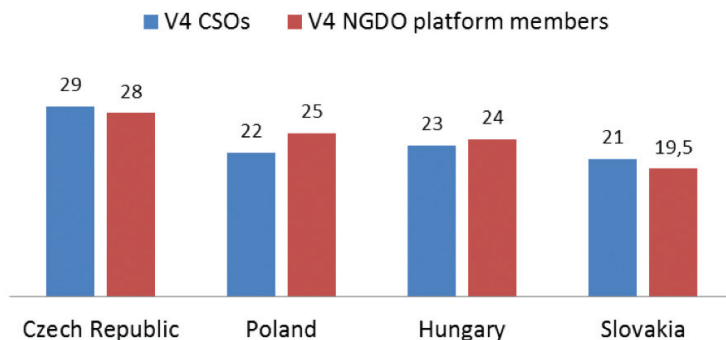
<sup>20</sup> 3 actions in Ukraine, Armenia, Afghanistan, Serbia and Albania; 2 actions in Kazakhstan, Uzbekistan, Georgia and India and 1 action in Ethiopia, Kosovo, Lebanon, Macedonia and Philippines.

<sup>21</sup> 2 actions in Armenia and Afghanistan and 1 in Russia, Uzbekistan, Georgia, India, Ethiopia, Lebanon, Kenya and Tanzania.

## Duration of actions

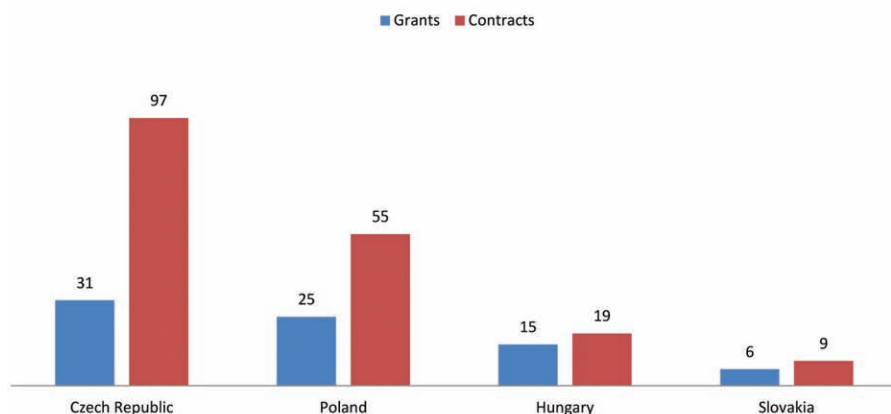
The average duration of the projects implemented by the V4 CSOs was 25 months; in the case of V4 NGOs, members of the national platforms, it was 26 months. Figure 14 shows the performance of the individual V4 countries.

Figure 14: Duration of grants of V4 CSOs (in months) 2007-2010



Source: EuropeAid

Figure 15: The V4 entities and CSOs involvement in the EC funding for grants and contracts 2007-2010



Source: EuropeAid

# V4 companies and their participation in EC financial instruments under Heading 4 – contracts

## Number of contracts

In the period 2007-2010, **V4 entities** were awarded a total of **180 contracts**, which is 2.3 times more than the number of grants of V4 CSOs and 4.3 times more than the number of grants of V4 NGDOs. **Over one half of all the contracts** (54%) was awarded to **Czech entities**, followed by the Polish (over 30%), the Hungarian (over 10%) and the Slovak ones (5%) (see the table 2 below). Figure 15 shows **the comparison with the number of grants**.

## Amount received from the EC

The total volume of contracts awarded to V4 entities in 2007–2010 reached almost **76.6 million EUR<sup>22</sup>** and was fully funded by the EU, contrary to the situation of grants which usually require co-financing as mentioned above.

**Table 2:** The involvement of V4 entities in EC procurement contracts. 2007-2010

2007-2010				
COUNTRY	NUMBER OF CONTRACTS		AMOUNT IN EURO	
	Total	Average per year	Total	Average per contract
Czech Republic	97	24.25	24,919,751	256,905
Poland	55	13.75	30,553,695	565,809
Hungary	19	4.75	7,126,207	375,064
Slovakia	9	2.25	13,951,696	1,550,188
<b>TOTAL V4</b>	<b>180</b>	<b>45</b>	<b>76,551,349</b>	<b>427,661</b>

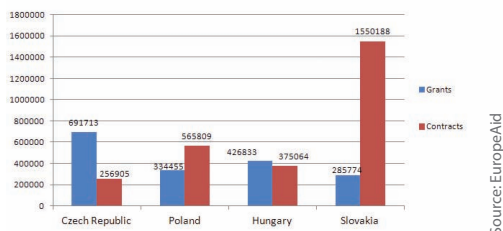
Source: EuropeAid

Although this total amount is almost two times higher than the total amount for grants provided by the EC, the average amount of grants is slightly higher than the average amount per contract (492 thousand EUR vs. 428 thousand EUR). As for the performance of individual V4 countries, a low value of Czech contracts and a high

<sup>22</sup> Information on Polish contracts in the official database was incomplete (the amount of 1 Polish contract in 2010 was missing) and thus the total and average amount was calculated only for 54 Polish contracts and 179 contracts in total.

value of Slovak ones is also evident from table 2 and figure 16. The first one can be explained by a “specialization” of Czech contractors in the organization of different kinds of events and the second one by the fact that almost one half of Slovak contracts were implemented in the field of nuclear power plants.

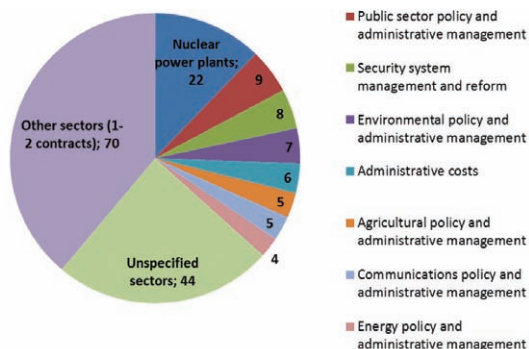
Figure 16: Comparison of the average amount awarded by the EC per grant and contract within 2007-2010



## Sectors of intervention according to OECD/DAC

The 180 contracts awarded to **V4 entities** covered a **very large variety of sectors (53)** compared to 18 sectors, in which the grants awarded to V4 CSO were implemented, and to 6 sectors when comparing grants of V4 NGOs. Almost one quarter of the sectors of contracts covered organization of events, technical assistance, audits and other activities. The **first specific priority sector** was the field of **nuclear power plants** (22 contracts). Fewer than 9 contracts were implemented in the remaining sectors, as shown in Figure 17.

Figure 17: Sectors of intervention V4 companies 2007-2010



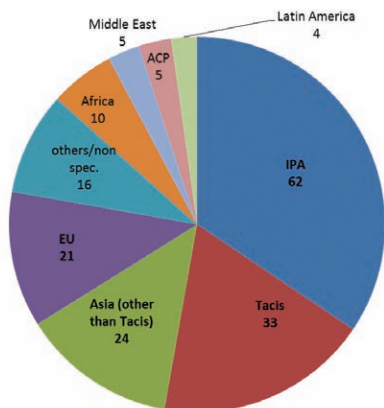
Source: EuropeAid

**6 contracts** were also implemented in **fields more typical for grants** such as **promotion of development awareness, democratic participation and civil society** and **human rights**.

## Countries of implementation

**Over one third of all contracts of V4 entities** were implemented in **the IPA region**, followed by **the TACIS region** (over 18%) and other **Asian countries** (over 13%) (see

Figure 18: Regions of implementation of V4 contracts 2007-2010

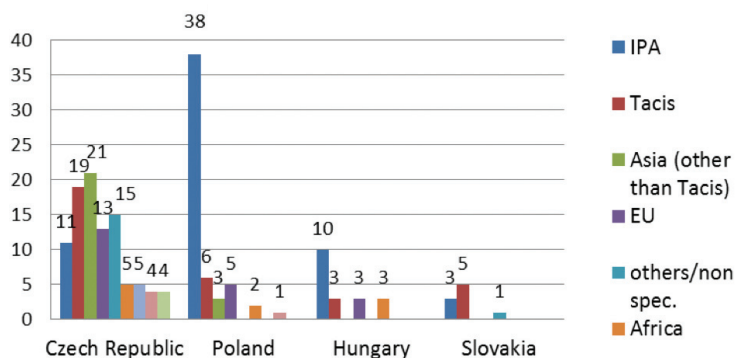


Source: EuropeAid

Figure 18). The most prioritized **country of implementation** was **Albania** (12 contracts), followed by **Serbia** (10 contracts). Fewer than 8 contracts were implemented in other countries.<sup>23</sup>

As for **the individual V4 countries**, only **Czech entities** implemented their contracts in all the above-mentioned regions, with the main focus on Asia (but in most cases organizing events related to Asia) and the TACIS region. The focus of Polish and Hungarian entities on the IPA region (see Figure 19) is also evident.

Figure 19: Regions of intervention of contracts of V4 companies 2007-2010



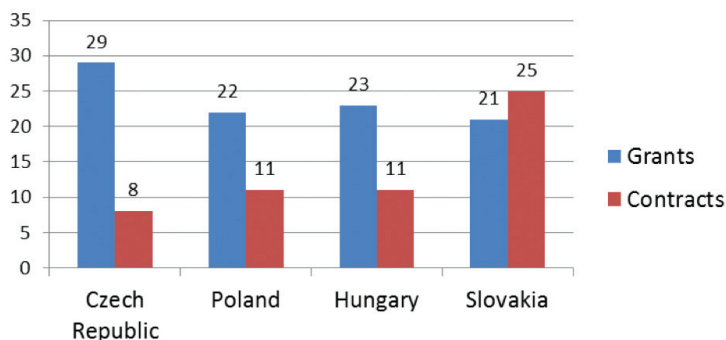
Source: EuropeAid

<sup>23</sup> 8 contracts in Cyprus, Bosnia and Herzegovina and Ukraine; 7 contracts in the former Yugoslav Republic of Macedonia and Turkey; 6 contracts in Armenia and Kosovo and 5 contracts in Russia and Montenegro.

## Duration of actions

The average duration of the contracts awarded to **V4 entities** was 10.2 months.<sup>24</sup> When making a comparison with grants, their average duration was more than double, with different ranking as shown in Figure 20.

Figure 20: Duration of grants and contracts (in months) 2007-2010



Source: EuropeAid

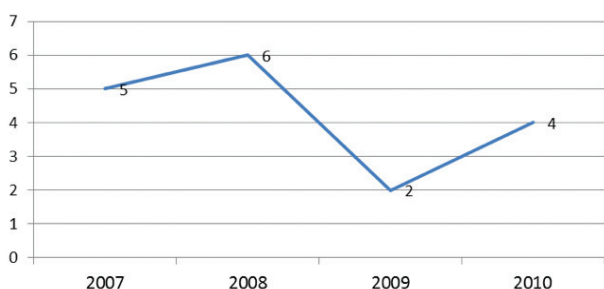
<sup>24</sup> Information on Hungarian contracts in the official database was uncompleted (the duration of 1 contract in 2010 was missing) and thus the total and average amount was calculated only for 18 Hungarian contracts.



The EC humanitarian interventions are funded from the financial instrument Humanitarian Aid & Civil Protection under the responsibility of the Humanitarian Aid department of the EC (ECHO). NGOs that have signed a special framework partnership agreement (FPA) with ECHO are eligible partners for receiving ECHO funding (together with UN agencies and international organizations). Currently, only **6 V4 CSOs have an FPA with ECHO**, all of them being members of V4 NGDO platforms: 3 from the Czech Republic, 1 NGO from Hungary, 1 from Poland and 1 from Slovakia.<sup>25</sup>

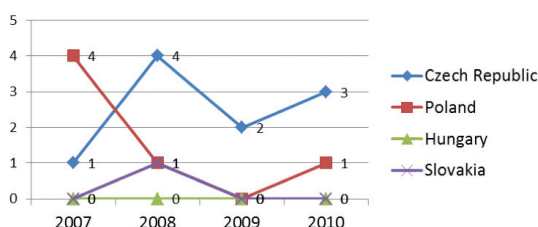
In the analysed period 2007-2010, **4 V4 CSOs** with the FPA **received ECHO funding as leading agencies**.<sup>26</sup> Czech CSOs were the most successful both in terms of the total number of grants and the amount received from the EC (see Table 3). Figure 21<sup>27</sup> shows the overall varying and decreasing dynamic of involvement of these CSOs in the EC humanitarian aid, while Figure 22 the dynamic of involvement of the individual V4 countries. We can also observe that the Hungarian CSO with the FPA did not receive any grants from ECHO in the period studied (at least as leading agency).

Figure 21: The dynamic of involvement of all V4 CSOs in EC humanitarian aid 2007-2010



Source: EuropeAid

Figure 22: The dynamic of involvement of V4 CSOs in EC humanitarian aid 2007-2010 (comparison of V4 countries)



Source: EuropeAid

<sup>25</sup> The FPA was also signed by another international NGO that has its office in the Czech Republic - Médecins Sans Frontières (MSF)-, but it is not counted in this paper since there is no specific FPA as a specific country section of this NGO.

<sup>26</sup> From EU-12 also a Slovenian NGO received ECHO funding for a capacity building action.

<sup>27</sup> All figures related to EC humanitarian aid are based on information from ECHO: [http://ec.europa.eu/echo/funding/grants\\_contracts/agreements\\_en.htm](http://ec.europa.eu/echo/funding/grants_contracts/agreements_en.htm), [http://ec.europa.eu/echo/files/funding/grants/grants\\_2008.pdf](http://ec.europa.eu/echo/files/funding/grants/grants_2008.pdf)

**Table 3:** The involvement of V4 CSOs in EC humanitarian aid 2007-2010

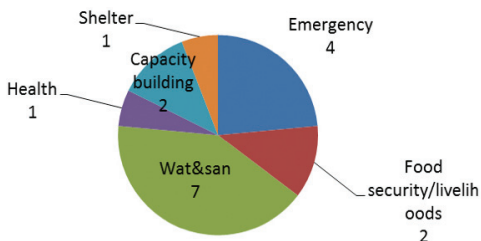
2007-2010					
Country	Number of grants	Total amount	EC contribution in euro	EC contribution in %	Average amount per grant
Czech Republic	10	3,945,319	3,922,378	99%	394,532
Poland	6	2,059,367	2,059,367	100%	343,228
Slovakia	1	52,941	45,000	85%	52,941
<b>Total</b>	<b>17</b>	<b>6,057,627</b>	<b>6,026,745</b>	<b>99%</b>	<b>356,331</b>

Source: EuropeAid

In the case of **humanitarian operations** (which represented 88% of all grants awarded to V4 NGOs), the EC provides in general **100%** and CSOs do not have to provide co-financing.<sup>28</sup> As for grant **facilities** for capacity building of humanitarian CSOs and their partners, co-financing of the EC was 15% (2 projects by V4 CSOs, 12%).

Figures 23 and 24 show **the sector focus of the V4 CSOs** and the sector cover and specialization of the individual countries.

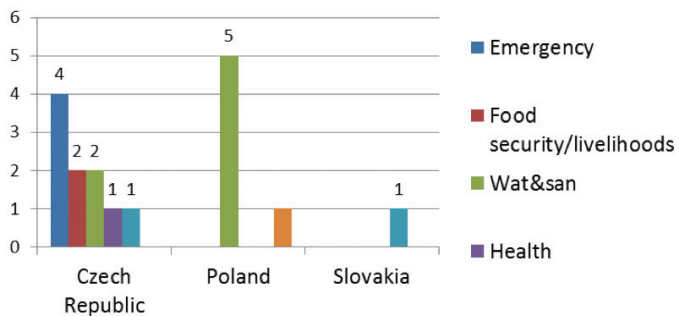
As for the **geographical focus**, the humanitarian aid provided by V4 CSOs was directed to 5 destinations, as shown in Figure 25. Certain area specialization is evident in each of them. Czech CSOs carried out two third of all their actions in Afghanistan, the Polish CSO one half in the Occupied Palestinian Territory (OPT) and one third in Russia (Chechnya) and only one region (OPT) was shared by two CSO from two countries.

**Figure 23:** Sectors of intervention of V4 CSOs in humanitarian aid (2007-2010)

Source: EuropeAid

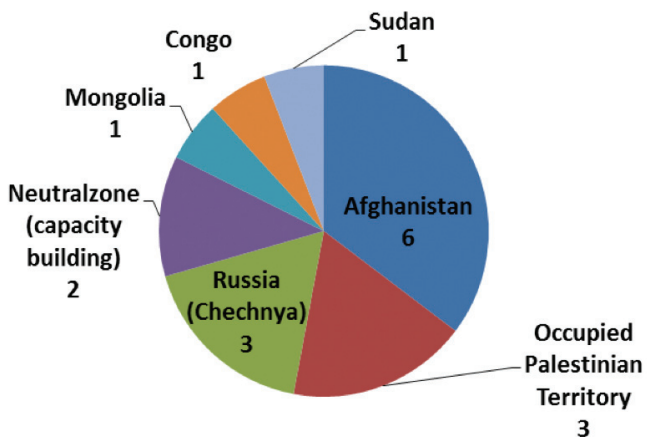
<sup>28</sup> However, this cannot be confirmed from ECHO database that only shows the EC participation for 2007

Figure 24: Sector intervention of V4 NGOs in EC humanitarian aid 2007-2010



Source: EuropeAid

Figure 25: Countries of implementation of humanitarian aid actions of V4 CSOs 2007-2010



Source: EuropeAid

## Conclusions

This report brings a relevant overview of the performance of V4 CSOs (and other entities) in the EC external action – development cooperation and humanitarian aid – in the period of 2007-2010, despite a number of limitations in the official EC database which was used for this analysis. A more appropriate and complete EC database providing additional information on the partners in the action, financial instruments and success rate among others, would bring a more solid base.

Through a thematic and geographic range of their engagement in the EU external action, which requires strong project management capacities and knowledge of EC funding rules, V4 CSOs could participate in bigger international projects and reach local beneficiaries in partner countries and within the EU. This helped them to strengthen their capacities and gain valuable experience in the field of development cooperation, DEAR and humanitarian aid. This knowledge and experience could initiate a constructive discussion on the policies related to these three areas at the national level and on the new EU multiannual financial framework 2014-2020, including relevant financial instruments.

In order to support the V4 CSOs involvement in the EU funding for the areas of development cooperation and DEAR, the Czech Republic, following the example of EU-15 governments, set up a mechanism to provide the required co-financing.<sup>29</sup> This support also contributes to the participation of the Czech Republic in EU external actions. A very similar model has been set up in Slovakia, supporting Slovak entities applying for EU funds and increasing national ODA capacities.

Finally, at the European level, two large NGO platforms – CONCORD for development cooperation<sup>30</sup> and VOICE<sup>31</sup> for humanitarian aid – monitor, analyse and provide consultations on European development and humanitarian policies and practices. They offer various possibilities for V4 CSOs (some are already used by them) to help them to increase their engagement in the EU external action in the area of development cooperation, DEAR and humanitarian aid.

---

<sup>29</sup> Czech Official Development Assistance in 2010, Shadow Report of Non-Governmental Organizations associated in FoRS – the Czech Forum for Development Cooperation, Prague, 2011.

<sup>30</sup> <http://www.concordeurope.org/Page.php?ID=4&language=eng>

<sup>31</sup> <http://www.ngovoice.org/>

## References

- Czech Official Development Assistance in 2010, Shadow Report of Non-Governmental Organizations associated in FoRS – the Czech Forum for Development Cooperation, Prague, 2011.
- Practical Guide to Contract procedures for EU external actions published on the EuropeAid web site in March 2011 (PRSG), [http://ec.europa.eu/europeaid/work/procedures/implementation/practical\\_guide/documents/2010\\_prag\\_en.pdf](http://ec.europa.eu/europeaid/work/procedures/implementation/practical_guide/documents/2010_prag_en.pdf)
- Survey on funding of FoRS members and observers from international resources in the period 2007-2010. Final report, FoRS - Czech Forum for Development Cooperation, Prague 2011
- The official database of the EC (DG DEVCO and DG ECHO) DG Development and Cooperation – EuropeAid: <http://ec.europa.eu/europeaid/work/funding/beneficiaries/index.cfm?lang=en>, DG for Humanitarian Aid and Civil Protection: [http://ec.europa.eu/echo/funding/grants\\_contracts/agreements\\_en.htm](http://ec.europa.eu/echo/funding/grants_contracts/agreements_en.htm), [http://ec.europa.eu/echo/files/funding/grants/grants\\_2008.pdf](http://ec.europa.eu/echo/files/funding/grants/grants_2008.pdf)

### **ForS – Czech Forum for Development Co-operation (Czech NGDO Platform)**

ForS is a platform of Czech non-governmental non-profit organizations and other non-profit subjects, involved in development cooperation, development education and humanitarian assistance. The 60 ForS member organizations share the common interest of pursuing more relevance and effectiveness of both Czech and international development cooperation and enhancing its positive impact on people living in developing and transforming countries.

### **P MVRO – Platforma mimovládnych rozvojových organizácií – Slovak Non-governmental Development Organizations Platform (Slovak NGDO Platform)**

PMVRO represents 31 member organizations and is one of the direct players in the field of the international development and humanitarian aid, cooperation and policy of the Slovak Republic, the EU and also other institutions focused on development in economically less advanced countries. The Platform is highly experienced in policy and lobbying activities, monitoring of ODA activities, work with decision makers, governmental representatives and local authorities.

### **Grupa Zagranica – Zagranica Group (Polish NGDO Platform)**

Zagranica Group is the association of 54 Polish non-governmental organizations involved in international development cooperation, democracy support and humanitarian aid. It works towards better involvement of Polish NGOs in international development, democracy support and humanitarian aid, acting as an advocate of the sector's interests towards external partners, building competence of NGOs in development cooperation, as well as promoting internal cooperation within the sector to increase its effectiveness.

### **HAND – Nemzetközi Humanitárius és Fejlesztési Civil Szövetség – Hungarian Association of NGOs for Development and Humanitarian Aid (Hungarian NGDO Platform)**

HAND represents 19 Hungarian NGOs working in the development cooperation. Since 2003, HAND contributes to the formulation of an effective and transparent development policy, based on years of professional experience of the member organizations.



© FoRS – Czech Forum for Development Cooperation  
Bělehradská 92, 120 00 Prague 2, Czech Republic  
Tel.: +420 222 522 480  
[www.fors.cz](http://www.fors.cz)  
ISBN: 978-80-904395-7-3

